

Ingenieurbüro Baumann --- www.leobaumann.de --- Markt 6, 46282 Dorsten
 manuelle Berechnung eines vert. 6x2-Quads (6 nebeneinander) vor einem Reflektor über Grund
 h = Länge, b2 = Höhe über Grund (Unterkante), d = Distanz Parallele, d1 = Distanz Reflektor, l =
 Wellenlänge

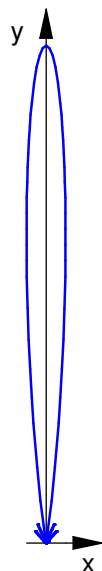
- `reset():digits:=16:w:=90*PI/180:vw:=90*PI/180:wh:=90*PI/180:h:=1/2:d:=1/2:d1:=1/2:b2:=0.15:l:=1:`

Richtdiagramm im Kugelraum als Funktion der Winkel

- `c:=(the,phil) -> abs((cos(PI*2*h/l*cos(phil))-cos(PI*2*h/l))/sin(phil))`
`*2*abs(cos(PI*d/l*cos(the)*sin(phil)))`
`*2*abs(cos(PI*2*d/l*cos(the)*sin(phil)))`
`*2*abs(cos(PI*3*d/l*cos(the)*sin(phil)))`
`*2*abs(cos(PI*4*d/l*cos(the)*sin(phil)))`
`*2*abs(cos(PI*5*d/l*cos(the)*sin(phil)))`
`*2*abs(cos(PI*6*d/l*cos(the)*sin(phil)))`
`*2*abs(cos(PI*d1/l*cos(the)*sin(phil)))`
`*2*abs(cos(PI*2*(b2+h)/l*cos(phil)))`
`+abs((cos(PI*6*h/l*cos(the)*sin(phil))-cos(PI*6*h/l))/sqrt(1-cos(the)^2*sin(phil)^2))`
`*2*abs(sin(PI*d/l*cos(phil)))`
`*2*abs(sin(PI*2*d/l*cos(phil)))`
`*2*abs(sin(PI*d1/l*sin(phil)*sin(the)))`
`*2*abs(sin(PI*2*(b2+h)/l*cos(phil)))`:

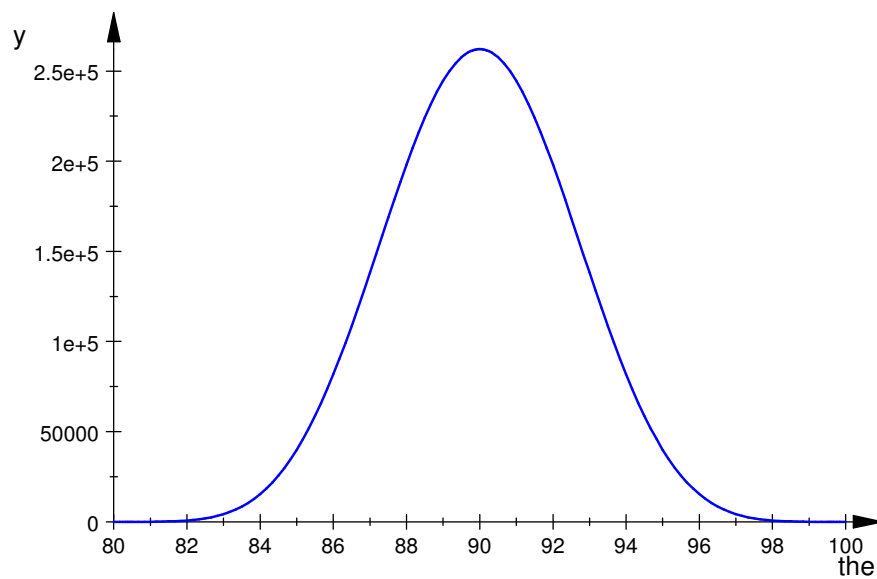
Horizontaldiagramm

- `plot(plot::Polar([c(the,vw),the], the = 0..PI, TicksNumber=None, Scaling=Constrained, AdaptiveMesh=4));`



horizontale relative Strahlungsleistungsdichte

- `plotfunc2d(c(the*PI/180,wv)^2, the = 80..100):`



Maximalwert der relativen Strahlungsleistungsdichte , auch in dBi

- `ghmax:=0:ghwmax:=0:for m from 1920 to 2879 step 1 do`
`gh:=float(c(m*PI/5760,wv)^2);`
`if gh>ghmax then`
`ghmax:=gh;`
`ghwmax:=float(m/32);`
`end_if;`
`end_for:ghmax;float(10*ln(ghmax)/ln(10)+2.15);ghwmax;`

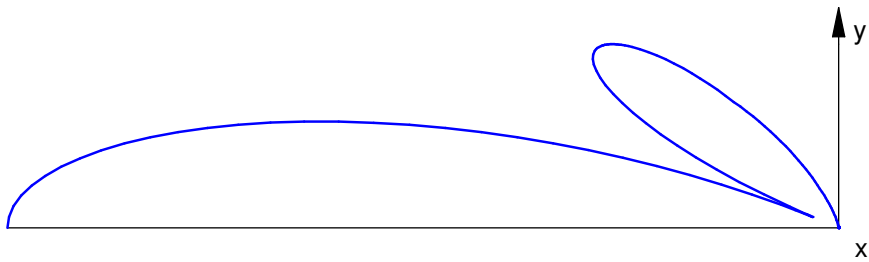
262126.2985

56.33510595

89.96875

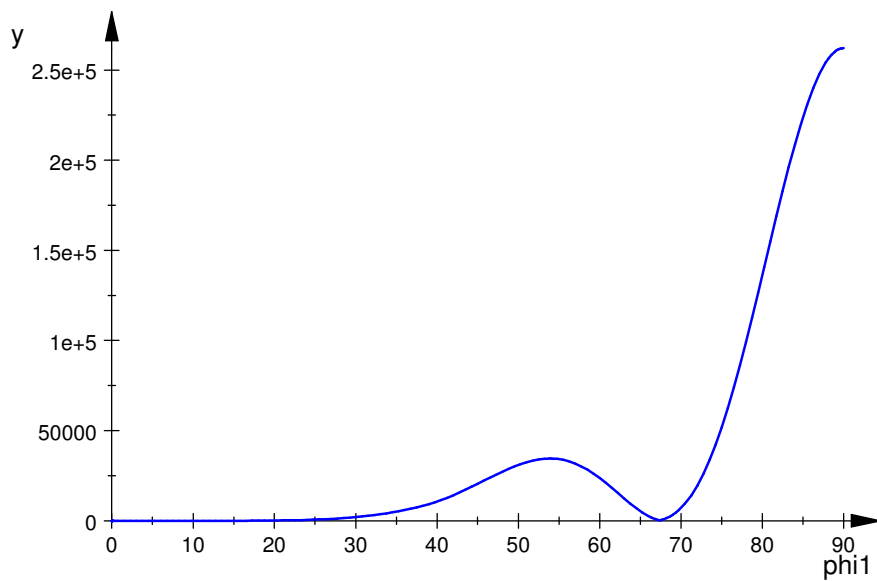
Vertikaldiagramm

- `plot(plot::Polar([c(wh,phi1),phi1+PI/2], phi1 = 0..PI/2,`
`TicksNumber=None, Scaling=Constrained, AdaptiveMesh=4));`



vertikale relative Strahlungsleistungsdichte

- `plotfunc2d(c(wh,phi1*PI/180)^2, phi1 = 0..90):`



Maximalwert der relativen Strahlungsleistungsdichte , auch in dBi

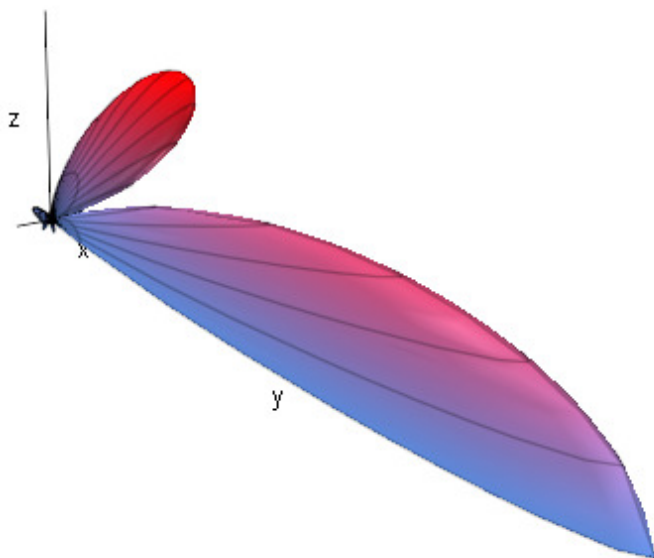
- `gvmax:=0:gvwmax:=0:for m from 1 to 2879 step 1 do
gv:=float(c(wh,m*PI/5760)^2);
if gv>gvmax then
gvmax:=gv;
gvwmax:=float(m/32);
end_if;
end_for:gvmax;float(10*ln(gvmax)/ln(10)+2.15);gvwmax;`

262142.3926

56.33537259

89.96875

- `graph:=plot::Surface([cos(the)*sin(phi1)*c(the,phi1), sin(the)*sin(phi1)*c(the,phi1), cos(phi1)*c(the,phi1)], the=0..PI, phi1=-PI/2..0, Axes=Origin, TicksNumber=None, Scaling=Constrained, AdaptiveMesh=4):`
- `plot(graph);`



•